

STONEY RIDGE



TANKS

WASTE WATER

CONCRETE PRODUCTS

PAVERS

PUMPS

PAVERS
PRICE LIST (GST exclusive) – February 2024
 (prices subject to change without notice)


DESCRIPTION	DIMENSIONS	PRICE GST EXCLUSIVE	PRICE GST INCLUSIVE
PLAIN & NON-SLIP			
Brush	450 x 450 x 38	\$16.09	\$18.51
Dimple	450 x 450 x 38	\$17.27	\$19.86
Smooth	120 x 600 Plain Curbing	\$8.63	\$9.92
Smooth	885 x 270 x 45 Long smooth paver	\$40.51	\$46.59
Smooth	300 x 300 Plain	\$8.04	\$9.24
Smooth	300 x 450 Plain	\$12.07	\$13.89
Smooth	450 x 450 Plain	\$13.28	\$15.28
Smooth	450 x 600 Plain	\$18.23	\$20.96
Smooth	600 x 600 Plain	\$23.41	\$26.93
Smooth	300 Round Plain	\$9.23	\$10.62
Smooth	450 Round Plain	\$15.14	\$17.41
Smooth	350 Hexagonal Plain	\$10.77	\$12.38
Smooth	Umb Stand 400 Round Plain	\$48.39	\$55.65
CASA			
Tumbled	400 x 400 x 40	\$15.37	\$17.67
Bullnose - straight	400 x 400 x 40	\$23.81	\$27.39
Bullnose - external angle	400 x 400 x 40	\$32.76	\$37.67
Bullnose - internal angle	500 x 500 x 40	\$41.68	\$47.93
SQ Cabachon	95 x 95 x 30	\$3.74	\$4.30
CHATEAUX			
Chateaux	450 x 300 x 25	\$13.69	\$15.75
Chateaux	450 x 450 x 25	\$19.06	\$21.92
Chateaux	600 x 450 x 25	\$24.14	\$27.76
Chateaux	600 x 600 x 25	\$29.22	\$33.61
YORK			
York	300 x 300 x 40-42	\$9.33	\$10.73
York	450 x 450	\$17.81	\$20.48
York	600 x 300 x 40-42	\$17.31	\$19.91
York	600 x 600 x 40-42	\$30.82	\$35.45
York	900 x 450 x 55	\$58.06	\$66.77
York	Corner 40-42	\$30.82	\$35.45

GREY EXPOSED PEBBLE & SHELL			
Grey exposed pebble	300 x 300	\$14.15	\$16.27
Grey exposed pebble	300 x 450	\$21.75	\$25.01
Grey exposed pebble	450 x 450	\$25.12	\$28.89
Grey exposed pebble	450 x 600	\$33.12	\$38.09
Grey exposed pebble	600 x 600	\$38.10	\$43.82
Grey exposed pebble	300 Round	\$15.22	\$17.50
Grey exposed pebble	450 Round	\$25.12	\$28.89
Grey exposed pebble	350 Hex	\$17.66	\$20.31
MCCALLUMS RED EXPOSED CHIP			
Red exposed chip	300 x 300	\$13.62	\$15.66
Red exposed chip	300 x 450	\$20.54	\$23.62
Red exposed chip	450 x 450	\$23.46	\$26.98
Red exposed chip	450 x 600	\$31.15	\$35.82
Red exposed chip	600 x 600	\$35.82	\$41.20
Red exposed chip	300 Round	\$14.22	\$16.36
Red exposed chip	450 Round	\$23.46	\$26.98
Red exposed chip	350 Hex	\$16.43	\$18.89
Red exposed chip	Umb Stand 400 Rnd	\$54.35	\$62.50
RENAISSANCE			
Cobble	600 x 600 x 45	\$42.54	\$48.92
Cobble Edging	600 x 240 x 45	\$25.52	\$29.35
MISCELLANEOUS			
SR Tree Ring	450 internal diameter	\$28.30	\$32.54
SR Tree Ring Half	450 internal diameter 1/2	\$15.64	\$17.98
SR U Dolly Corner Post	275 x 50 x 50	\$14.74	\$16.95
SR U Full Rope Edging	580 x 150 x 50	\$22.33	\$25.68
SR Utility Coping1	600 x 145 x 50 Length	\$14.89	\$17.13
SR Utility Coping2	600 x 275 x 55 Length	\$17.85	\$20.53
SR Utility Coping3	300 x 275 x 55 Tapered End	\$11.91	\$13.70
SR Utility Coping4	275 x 275 x 55 Corner	\$11.91	\$13.70
SR Utility Pier Cap	450 x 450 x 100 four sided	\$58.06	\$66.77
SR PP	Paving Pallet (Refundable)	\$85.73	\$98.59

ALL PRODUCTS GUARANTEED



YORK PAVERS



Authentic look of a time worn flagstone paver. Smooth, finely finished texture to create a weathered, established look. Choice of sizes enables a traditional or modern bond pattern. A tapered edge paver which gives you the option of butting up and still allowing a good grouting gap or slightly spacing the pavers and showing a more Mediterranean finish. Note: the depth of grouting

can accentuate the tooled edge look.

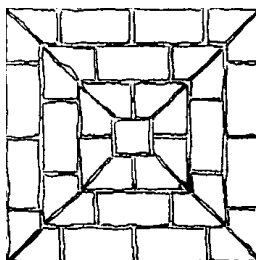
	Units per M ²	
300 x 300 x 40-42mm	11/m ²	\$9.33 + gst
600 x 600 x 40-42mm	2.8/m ²	\$30.82 + gst
600 x 300 x 40-42mm	5.5/m ²	\$17.31 + gst
450 x 450 x 40-42mm	4.9/m ²	\$17.81 + gst

EXTRA LARGE YORK PAVER

900 x 450 x 55mm		\$58.06 + gst
------------------	--	---------------

BERKELEY SQUARE

Combine with the York flagstone range to create a contemporary or formal garden with a stone square pattern giving elegance and style to any home. The size of the square can expand or reduce as you desire.



CORNERS

The Berkeley Square Corners are used in conjunction with York 300 x 300 and 600 x 300

Per Corner		\$30.82 + gst
------------	--	---------------

CHATEAUX PAVERS

Natural distressed look replicates the patina of French Limestone of the Normandy Region.

Very distinctive - ideal for all interior and exterior applications when laid on a solid concrete base.

600 x 600 x 25	2.8/m ²	\$29.22 + gst
600 x 450 x 25	3.7/m ²	\$24.14 + gst
450 x 450 x 25	5/m ²	\$19.06 + gst
450 x 300 x 25	7.4/m ²	\$13.69 + gst



CASA TUMBLED PAVERS

A smooth fine textured and distressed look gives a classic limestone tumbled texture with understated elegance and versatility for both indoor and outdoor applications. The straight edge finish allows the paver to be butted up directly to another paver or "gripped" to allow for a grouted finish.

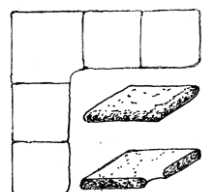
400 x 400 x 40	6.3/m ²	\$15.37 + gst
----------------	--------------------	---------------



CASA BULLNOSE

The bullnose option enables you to create straight and angled edging for paths, steps, corners and pool edgings.

400 x 400 x 40 bullnose straight		\$23.81 + gst
400 x 400 x 40 external angle bullnose (2 sides)		\$32.76 + gst
500 x 500 x 40 internal angle bullnose		\$41.68 + gst



CASA SQUARE CABACHON

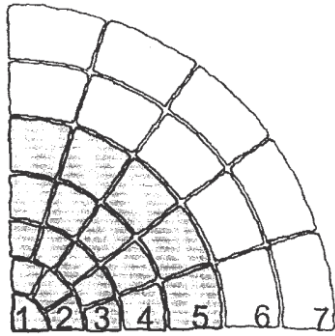
This tile can be used alongside both the Chateaux and Casa paver as wall tiles surrounds and edgings

95 x 95 x 30		\$3.74 + GST ea
--------------	--	-----------------

ROTUNDA

To compliment the York Paver. Create a full or semi-circle to a choice of diameters. Ideal for a soft edge or reviving the formal courtyard by creating a secondary design within.

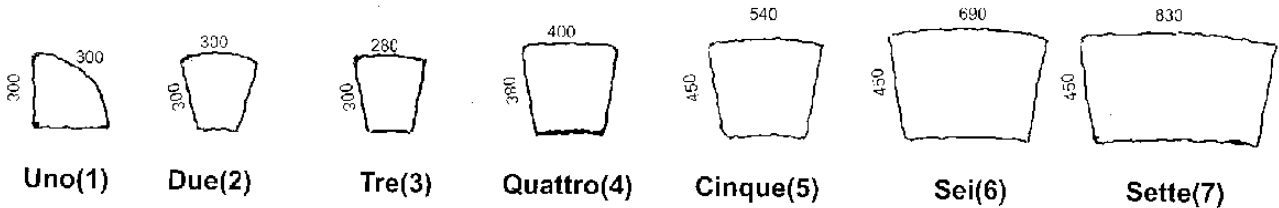
PRICE / UNIT
Each



COMPLETE ROTUNDA

600dia	4pce circle (no1)	\$46.14
1200dia	16pce circle (no2)	\$193.54
1800dia	36pce circle (no3)	\$430.80
2560dia	56pce circle (no4)	\$902.15
3460dia	76pce circle (no5)	\$1,557.13
4360dia	96pce circle (no6)	\$2,450.34
5260dia	116pce circle (no7)	\$3,522.18

All avail with 1 or 4 piece centre



SEGMENTS (all prices + gst each)

Curved and serpent shaped pathways made easy
Ideal natural borders for fishponds, steps and copings

No1	UNO	\$11.55
No2	DUE	\$12.27
No3	TRE	\$12.27
No4	QUATTRO	\$23.16
No5	CINQUE	\$32.76
No6	SEI	\$44.66
No7	SETTE	\$53.59

BORDER CIRCLE (all prices + gst)

A complete circle of any one diameter

4 pce	600 dia	\$46.18 per circle
12 pce	1200 dia	\$147.39 per circle
20 pce	1800 dia	\$245.64 per circle
20 pce	2560 dia	\$462 per circle
20 pce	3460 dia	\$655.02 per circle
20 pce	4360 dia	\$893.20 per circle
20 pce	5260 dia	\$1071.82 per circle



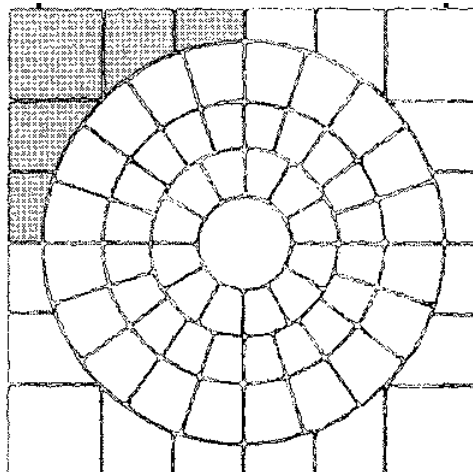
ROUND PAVER + GST each

Same finish as Rotunda and York. Ideal for rotunda centre piece, stepping pavers or use as a stand-alone feature.

600dia	1 pce round paver	\$46.16
450dia	1 pce round paver	\$31.27

Corner infill packs for No 4 (For all 4corners) squared off at 3000mm \$482.44

Corner infill packs for No 5 (For all 4corners) squared off at 3600mm \$482.44



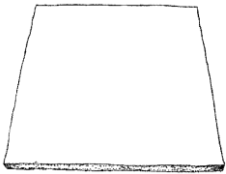


PLAIN & NON-SLIP


A defined selection of contemporary finishes with numerous possibilities for laying variations. Each finish can be used on its own or in conjunction with another style to create contrast in colour, pattern and look.

Smooth

Can be laid in conjunction with Dimple or Brush to achieve striking texture variations or lay alone for minimalist finish.




120 x 600 Curbing		\$8.63
300 x 300	11.1/m ²	\$8.04
300 x 450	7.4/m ²	\$12.07
450 x 450	4.9/m ²	\$13.28
450 x 600	3.7/m ²	\$18.23
600 x 600	2.7/m ²	\$23.41
450 Round	n/a	\$15.14
350 Hexagonal	10/m ²	\$10.77



Brush

Create a sleek, continuous pattern or lay at opposing angles to each other for clever contrast

450 x 450 x 38	5/m ²	\$16.09 ea
----------------	------------------	------------



Dimple

A unique look with small symmetrically positioned indentations, giving a natural and constant appearance

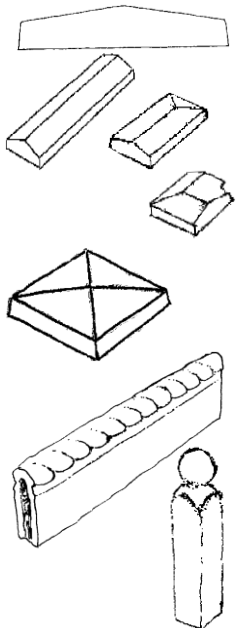
450 x 450 x 38	5/m ²	\$17.27 ea
----------------	------------------	------------

ACCESSORIES + GST each

UTILITY COPING

Twice Weathered

600 x 145 x 50 mm length	\$14.89
600 x 275 x 55 mm length	\$17.85
300 x 275 x 55 mm Tapered End Piece	\$11.91
275 x 275 x 55mm Corner Piece	\$11.91



UTILITY PIER CAP

Four Side

450 x 450 x 100mm	\$58.06
-------------------	---------

FULL ROPE EDGING

580 x 150 x 50mm	\$22.33
------------------	---------

DOLLY CORNER POST

275 x 50 x 50mm	\$14.74
-----------------	---------

TREE RING

Tree Ring (450 internal diameter)	\$28.30
Half Tree Ring (half 450 internal diameter)	\$15.64

